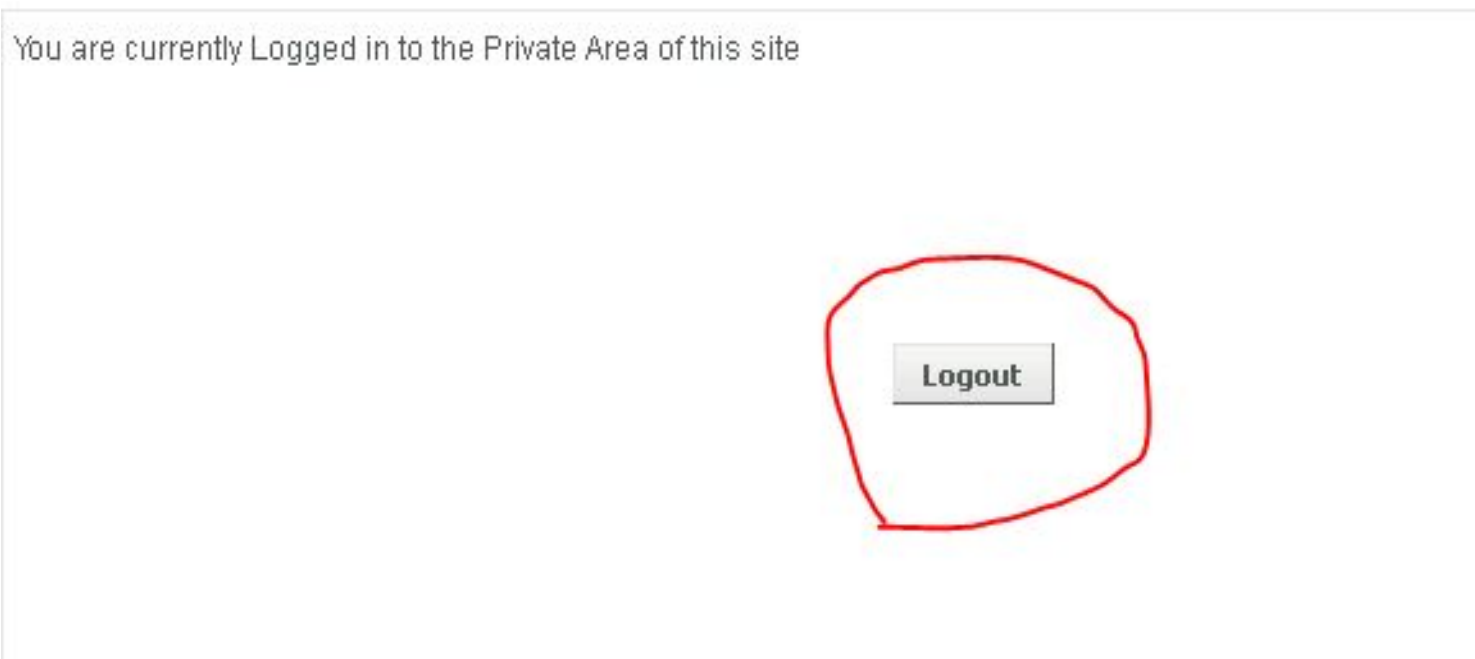


**Dear all Employer,**

Some of your **firefox browser** will get error in Post Job by " You are currently Logged in to the Private Area of this site ",

if got this problem please follow one of the step. **See picture**



Here is help and support from your **Firefox error login** from post your Job.

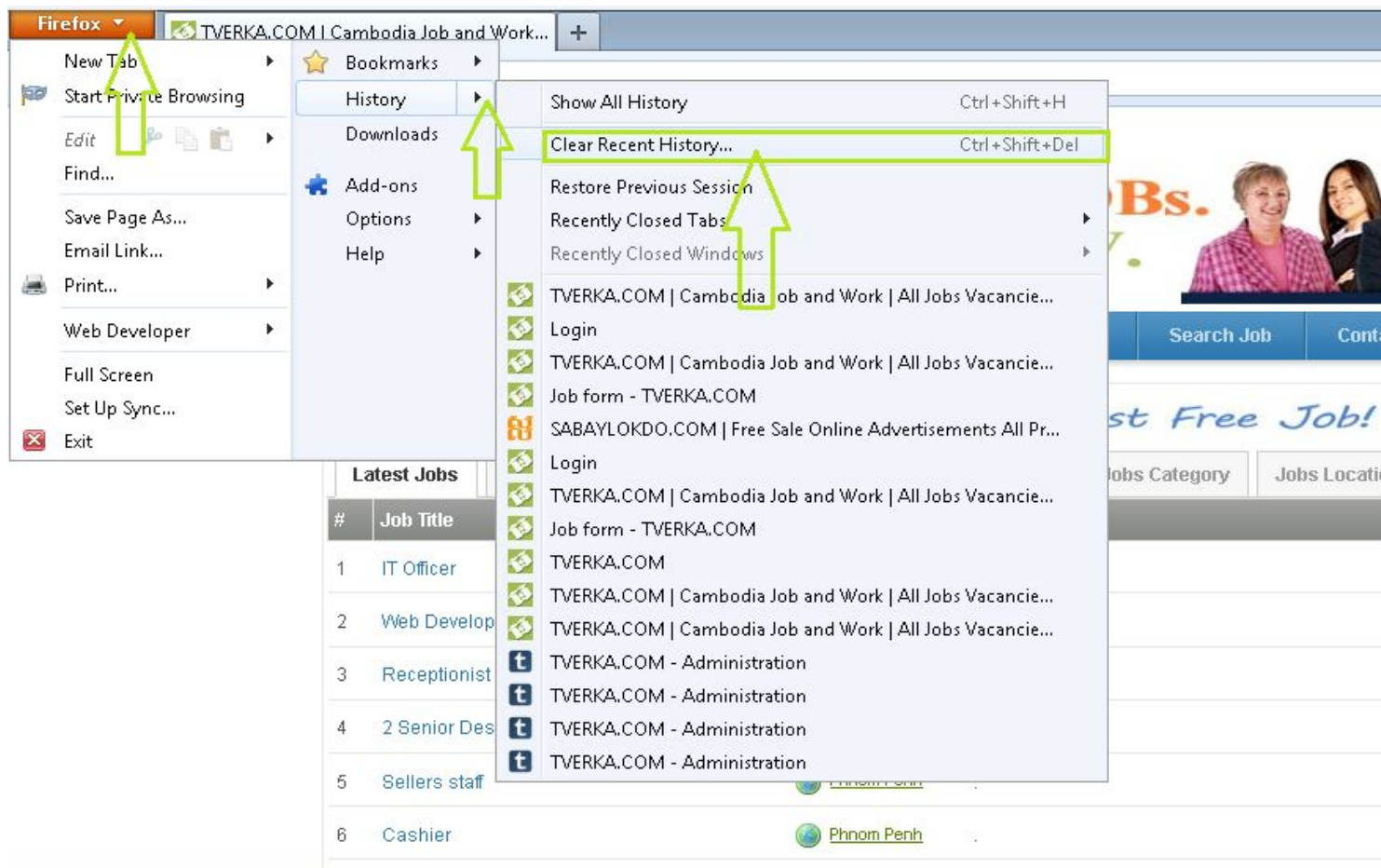
We have 3steps for you that can help, please choose **one** as you want do for fix the problem:

1- **Clear your old link history or cookies file, (if you like this step)**

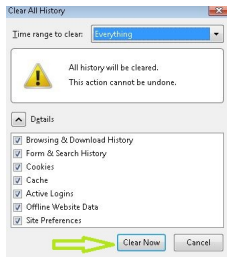
Can use shortcut key by press **Ctrl+Shft+Del**  **keyboard** for 1 or 2 time.

Or by go to:

Logo Firefox -> **Firefox** (top on left) and -> **History** -> **Clear Recent History...** See picture



and click **Clear All History now**. See Picture



2- Please press **Ctrl+F5** keyboard - 5 or 6 time for clear cookies,

and open firefox again. (if you like this step)

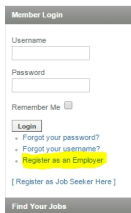
3- You can change to use other **Browser** like: **Internet Explore (IE), Opera, Chrome Google Browser,**


**or use other beside Firefox browser. (if you like this step)**

-----  
Welcome for help and support create account:

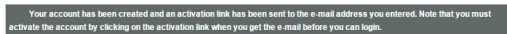
## How to create an Employer account:

1- Go to the right page, click Word: Register as an Employer

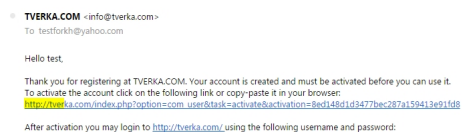


2-Please complete all info in box and Click Register. 

3-After click register alert will come as photo



4-Go to your Email Box or find in (Spam Box) to Find TVEREKA.COM Email, click the Link highligh as yellow below:



5-So account will complete as photo

## Activation Complete!

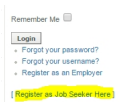
Your **account has been successfully activated**. You can now Login using the Username and password you chose during the registration.


6- Your Account active and can Login to Post your JOBs.

-----

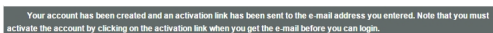
## How to create Job Seeker account:

1- Go to the right page, click Word: [Register as Job Seeker Here]



2- Please complete all info in box and Click Register. 

3- After click register alert will come as photo



4- Go to your Email Box or find in (Spam Box) to find TVEREKA.COM Email, click the Link

highligh as yellow below:



• TVERKA.COM <info@tverka.com>  
To: testforuser@yahoo.com

Hello test!

Thank you for registering at TVERKA.COM. Your account is created and must be activated before you can use it.  
To activate the account click on the following link or copy/paste it in your browser:  
[http://www.tverka.com/index.php?option=com\\_user&task=activate&activation=1512cf46f278e670860b9536b8369d8](http://www.tverka.com/index.php?option=com_user&task=activate&activation=1512cf46f278e670860b9536b8369d8)

After activation you may login to <http://www.tverka.com/> using the following username and password:

5-So account will complete as photo

Activation Complete!

Your **account has been successfully activated**. You can now Login using the Username and password you chose during the registration.

6-Your Account active and can Login to Post your CV.



**Contact Support team, if need help, Tel: 092 3333 95. Thanks**